

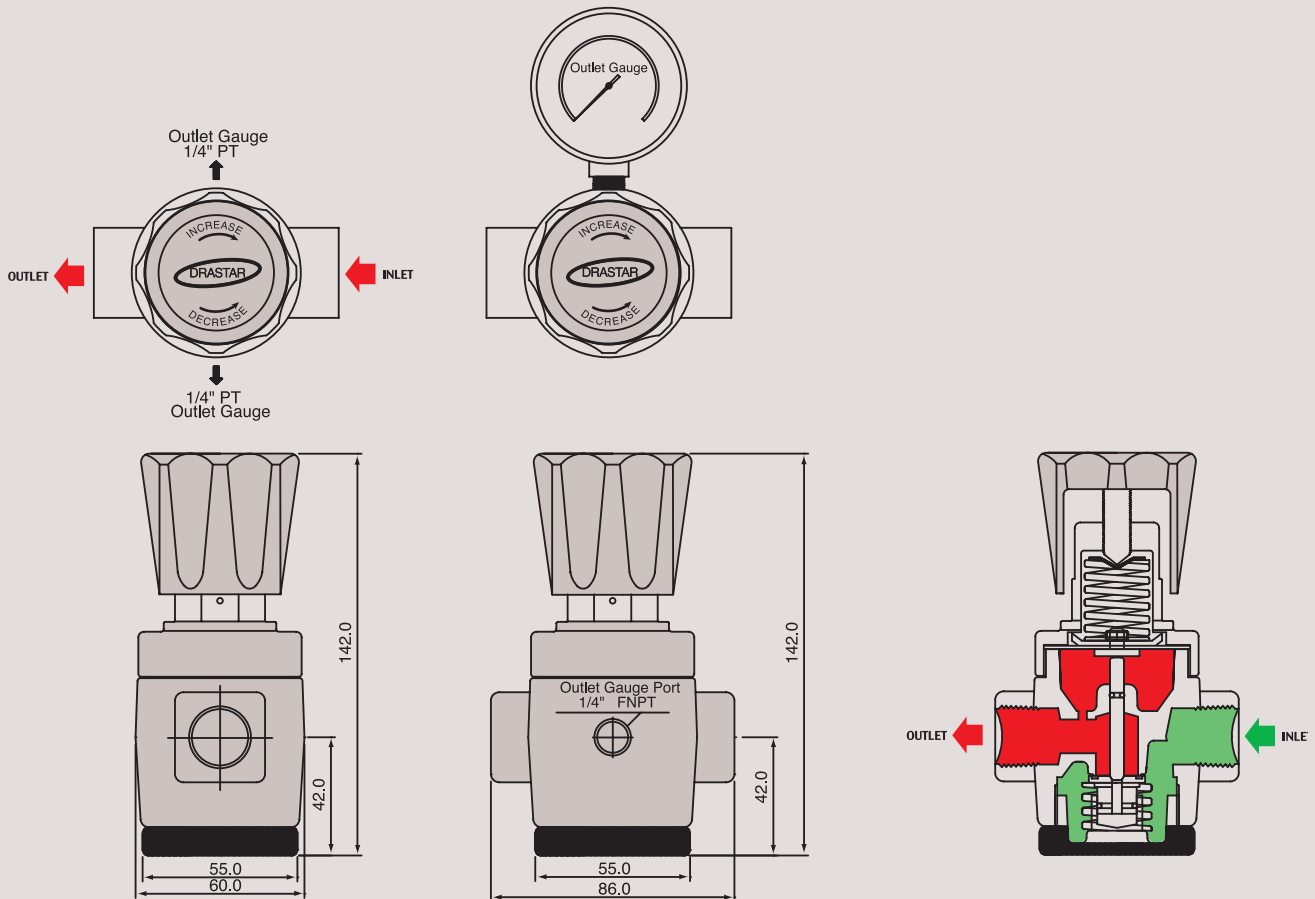



DR90 SERIES



Water Line and Gas Pressure Reducing Regulators





WATER LINE AND GAS PRESSURE REDUCING REGULATORS

DR90 SERIES

DR90 시리즈의 바디 재질은 Stainless steel 304 or Nickel Plated Forged Brass이며 가장 일반적인 산업용 가스, 에어라인 또는 물라인등 사용하기에 가장 이상적인 레귤레이터 입니다. 산업용 가스 및 물라인등 일반 배관 등에 적합하도록 설계되었으며, 3-ports PT 3/8", 1/2", 3/4", 1" 타입으로 이루어져 있습니다. 내부의 부품은 Stainless steel or Brass를 사용하였으며 Valve seat는 Viton를 사용하여 가스와 물등을 사용하여도 내구성이 뛰어나 안전하며, 다이어그램은 Viton 또는 특수고무를 사용하였습니다. 입구 압력은 최대 35bar (500psig)이고 Outlet Pressure 각 모델에 따라 0.2~최대 15bar (217psig)까지 사용하기에 더욱 적합한 제품입니다.

DR90 Series is specially designed to use General Industrial gas, Airline or Water Line application with Stainless steel 304 or Nickel Plated Forged Brass body material. It has various types, such as 3-port PT 3/8", 2/1", 3/4", 1". parts material as Stainless Steel or Brass, Viton for Valve seat and Viton or Special Rubber for Diaphragm. With this, it can be used for Gas and water application with stability. Inlet pressure upto 35bar (500psig) and outlet working pressure has the range of 0.2~15 bar(Max) by model.

권장사항

각 제품들은 최고의 안전성과 쉬운 조작성을 고려하여 제작되었습니다. 그러나 가장 안전하고 효율적인 Regulator 사용을 위해서는 실제 사용 압력을 각각 모델의 사용 압력에 25%~75% 이내에서 사용하면 가장 이상적인 압력을 사용할 수 있습니다, 정밀하고 원활한 동작과 제품의 수명 연장을 위해서는 모델에 따라 범위 내에서 사용하기를 적극 권장합니다.

Recommendations

Each product is manufactured since being taken into consideration of the best safety and easy manipulation. However in order to use the regulator in most safe and effective way, you are recommended to use the actual pressure within the range of its 25% ~ 75%. For making precise, smooth movement and to prolong product life, strongly recommended to make a use within above mentioned range.

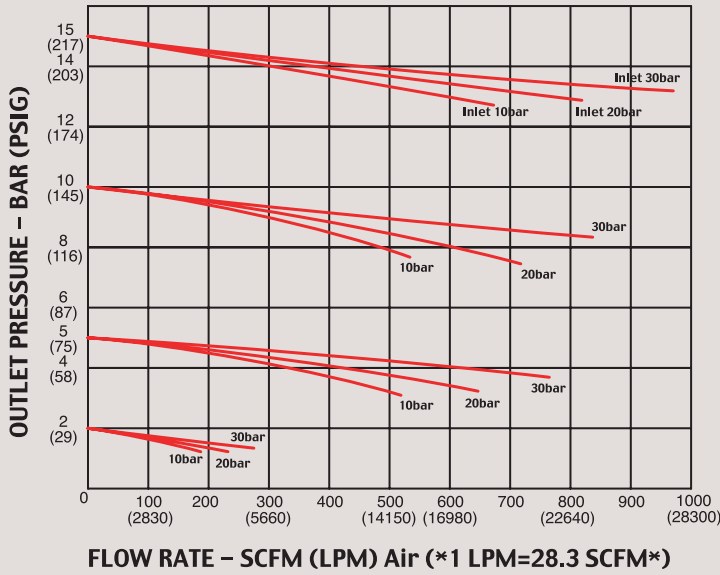


REFERENCE

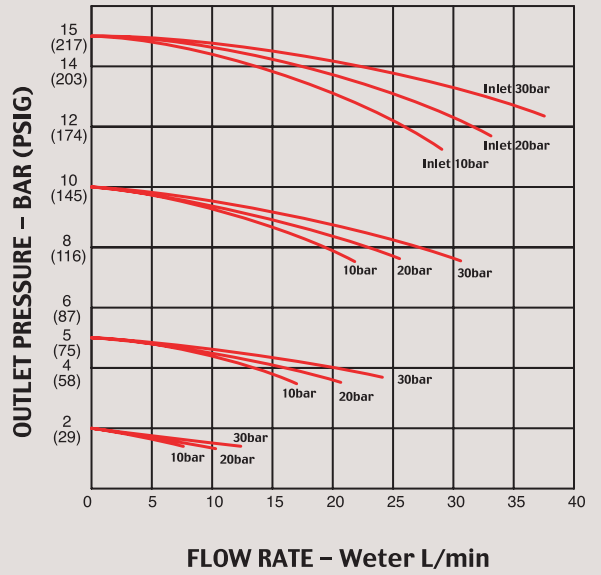
This catalogue is printed as of January 2016, and the dimensions and/or specifications in this catalogue can be changed without prior notice in the course of constant upgrading and improvement of our products.

FLOW CHART

Standard Cv=4.0




Standard Cv=4.0



ORDERING INFORMATION

DR90 - S 005 - PT8

BASIS SERIES NUMBER	BODY MATERIAL	OUTLET PRESSURE RANGE	INLET AND OUTLET PORTS SIZE
DR90 Series			PT8 = 3/8"
DR901 = Bolt Control DR902 = Knob Control	S = STS 304 B = Brass	005 = 5bar(72psi) 010 = 10bar(145psi) 015 = 15bar(217psi)	PT2 = 1/2" PT3 = 3/4" PT1 = 1"
Inlet Pressure Max. 35bar(500psi)			



SPECIFICATIONS

Ports	DR90x-S000-PT8 3/8" Female PT DR90x-S000-PT2 1/2" Female PT DR90x-S000-PT3 3/4" Female PT DR90x-S000-PT1 1" Female PT
Leak Rate Certification	to 2 x 10 ⁻⁶ atm cc/sec Helium available
Body Materials	DR90x-S000-PTx Stainless steel 304 DR90x-B000-PTx Nickel Plated Forged Brass
Bonnet Material	Zinc(Zn) Casting Nickel Plated
Diaphragm	Particular of Synthetic Rubber
Main Valve	Stainless steel
Valve Spring	Stainless steel
Valve Seat	Viton
Inlet Pressure Ranges	35bar(500psi)
Outlet Pressure Ranges	DR90x-x005-PTx 5bar(72psi) DR90x-x010-PTx 10bar(145psi) DR90x-x020-PTx 20bar(290psi)
Operating Temperature	-40° C ~ +70° C (-40° F ~ +165° F) Standard
Flow Capacity	3/8", 1/2" Cv = 4.0 Standard 3/4", 1" Cv = 5.0 Standard Standard Optional
Standard Optional	Outlet Gauge

